



AITO Presidents' Forum 2018

2018 AITO 主席论坛

5
Matthias Fischer

President 总统

FEM Industrial Trucks

FEM工业车辆产品组主席

Presidents' Forum
13. September 2018, Antwerp
2018年9月13日



Content 目录

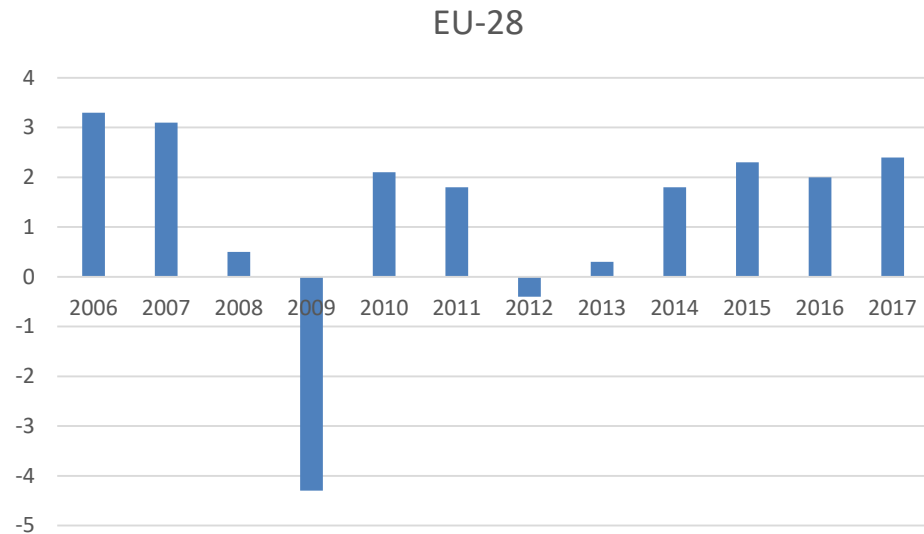
1. EU macroeconomic figures 欧洲宏观经济数据
 1. GDP
 2. Employment 就业率
 3. Economic Sentiment Indicator 经济景气指数
2. European Industrial Truck Market 欧洲工业车辆市场
 1. Country Trends 国家的趋势
 2. Counterbalanced vs. Warehouse Trucks 平衡重及仓储叉车
 3. Electric CB vs. Internal Combustion CB Trucks
电动车平衡重及内燃平衡重叉车
3. EU Outlook 欧洲未来展望
4. Closing remarks 结束语



EU real GDP growth rate 2017

2017年欧盟实际GDP增长率

Source: ec.europa.eu
来源



Legend

0.0 - 1.9

1.9 - 2.7

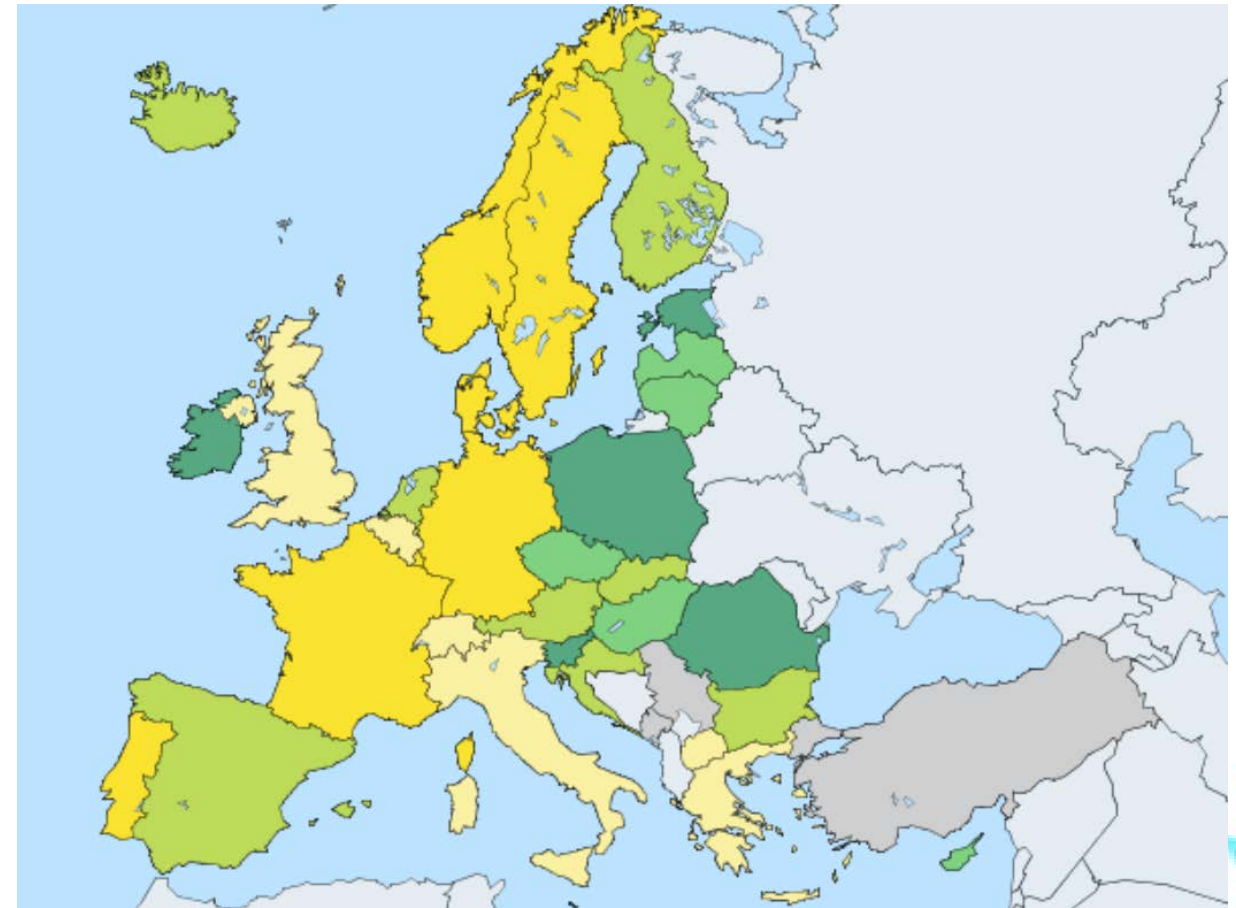
2.7 - 3.6

3.6 - 4.5

4.5 - 7.2

Not available

无数据



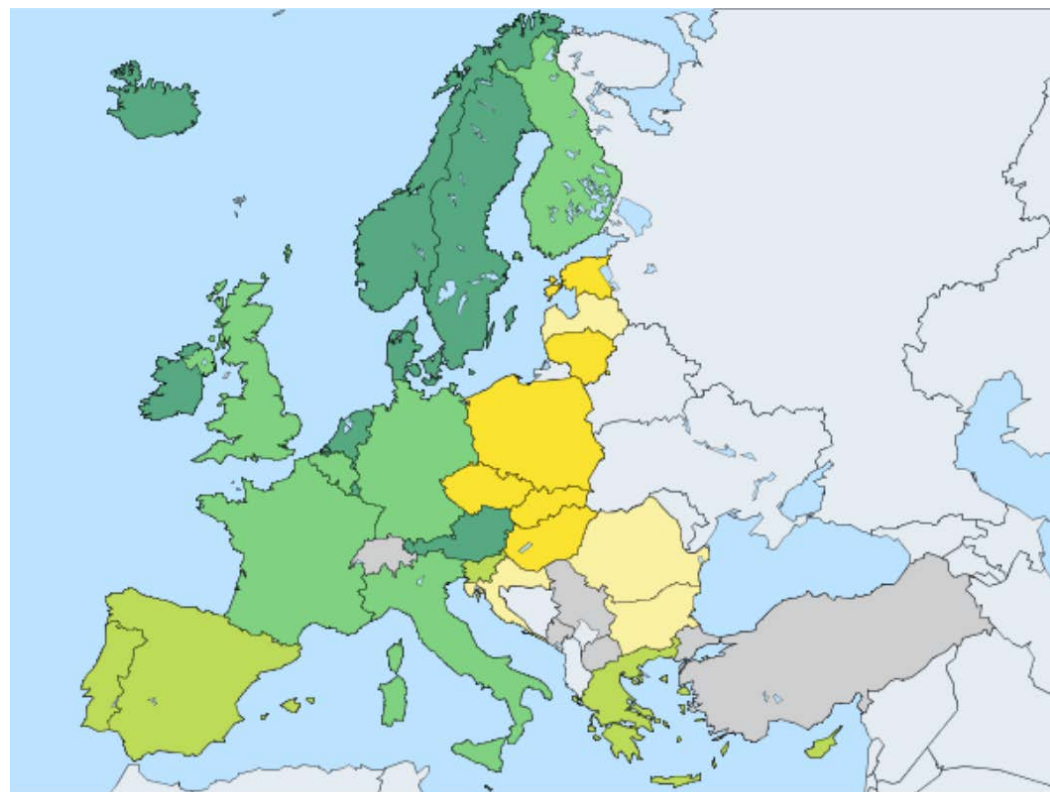
European
materials
handling
federation

Real GDP per capita 2017, totals (1) - growth rate (2)

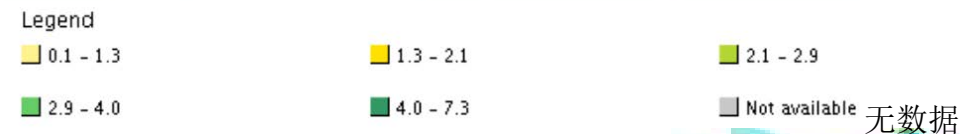
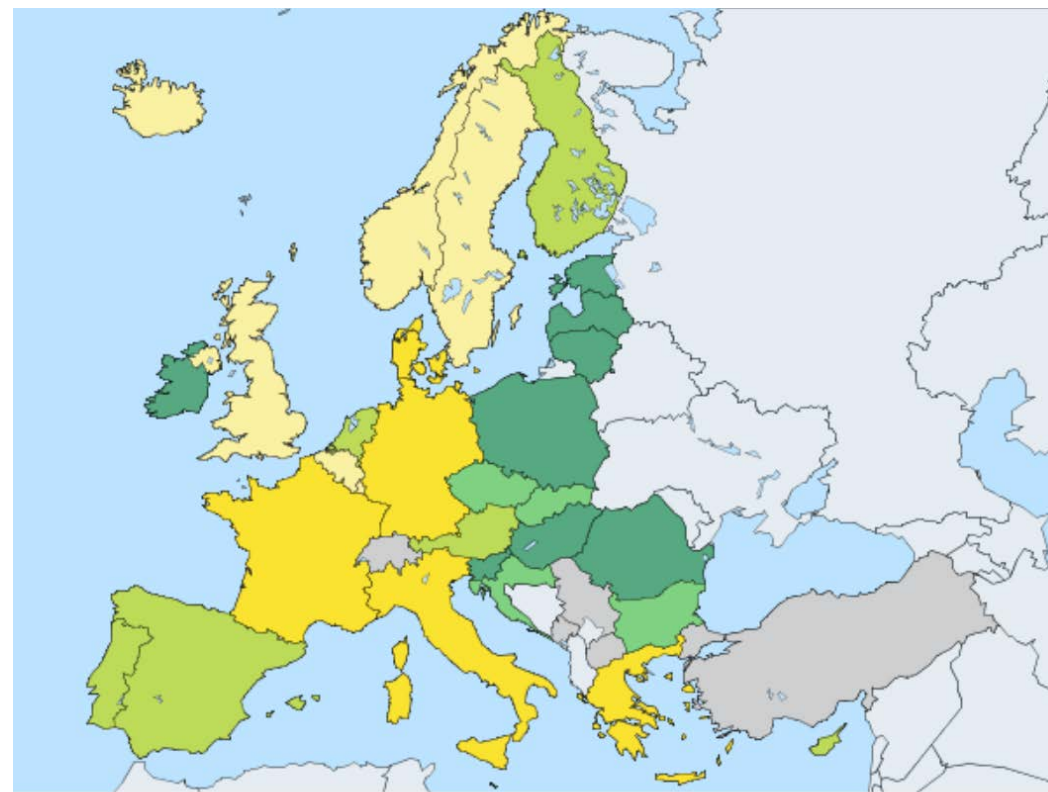
2017 人均实际GDP, 总值(1)-增长率(2)

Source: ec.europa.eu
来源

(1) [€]



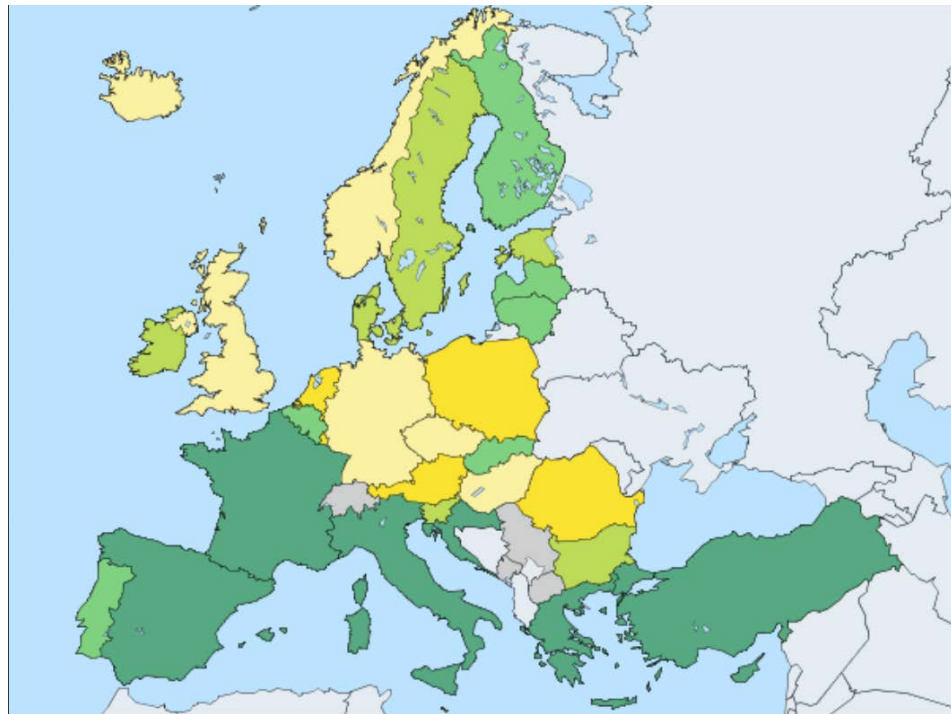
(2) [%]



EU-28 and Euro-19 Area Unemployment Rate 2017

欧元区和欧盟的总失业率

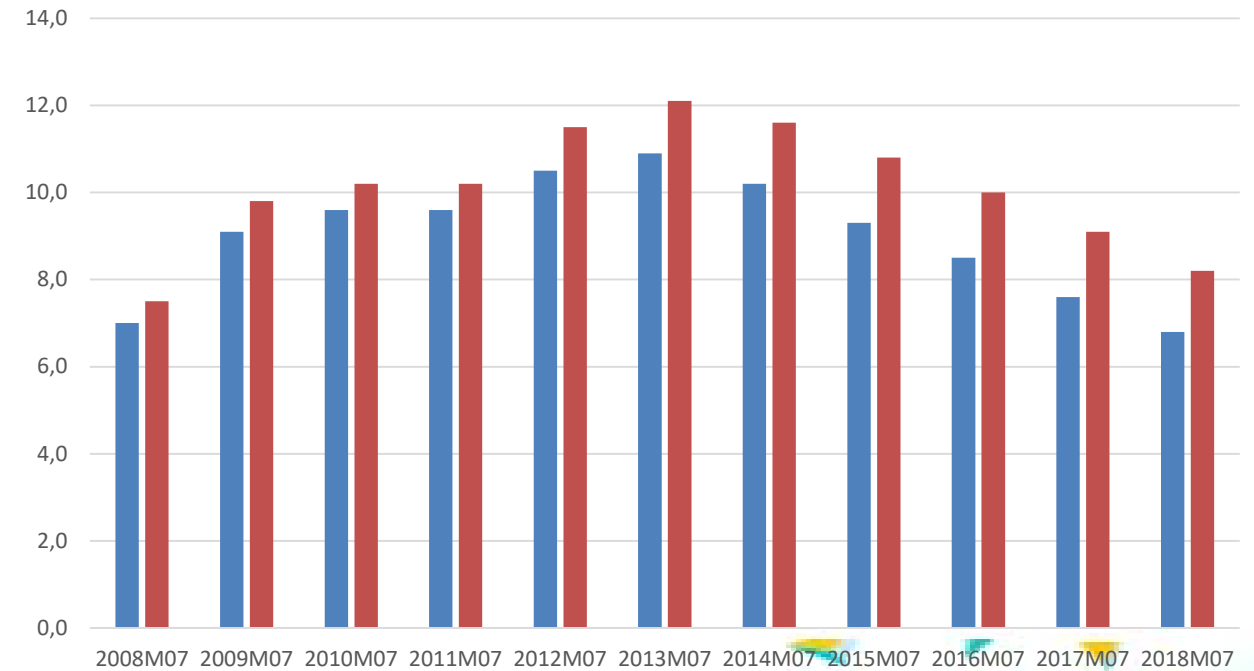
Source: ec.europa.eu
来源



European materials handling federation



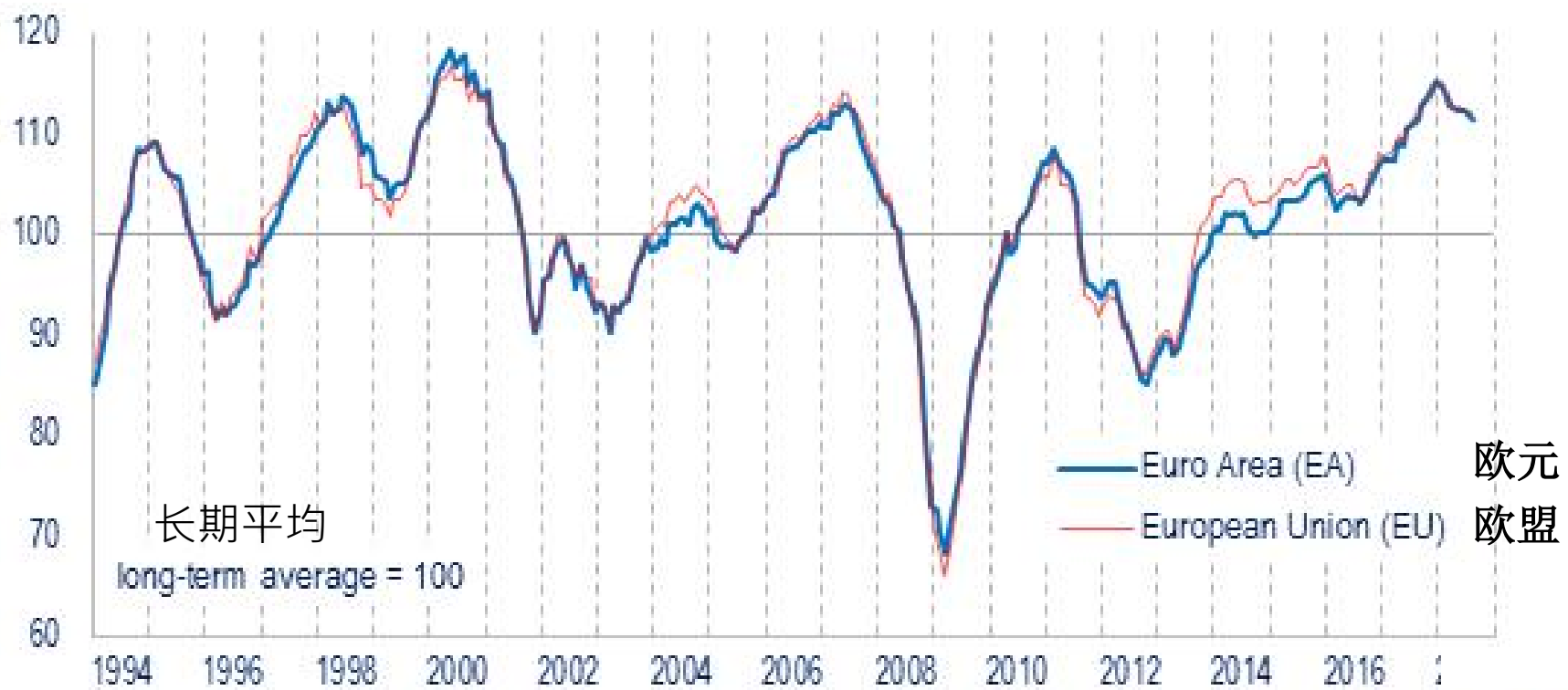
In percent of active work force, seasonally-adjusted
按季节性调整的现役劳动力百分比



欧洲联盟 (当前构成) European Union (current composition) Euro area (19 countries) 欧元区

EU Economic Sentiment Indicator

欧盟经济景气指数



source: European Commission services

来源



European
materials
handling
federation



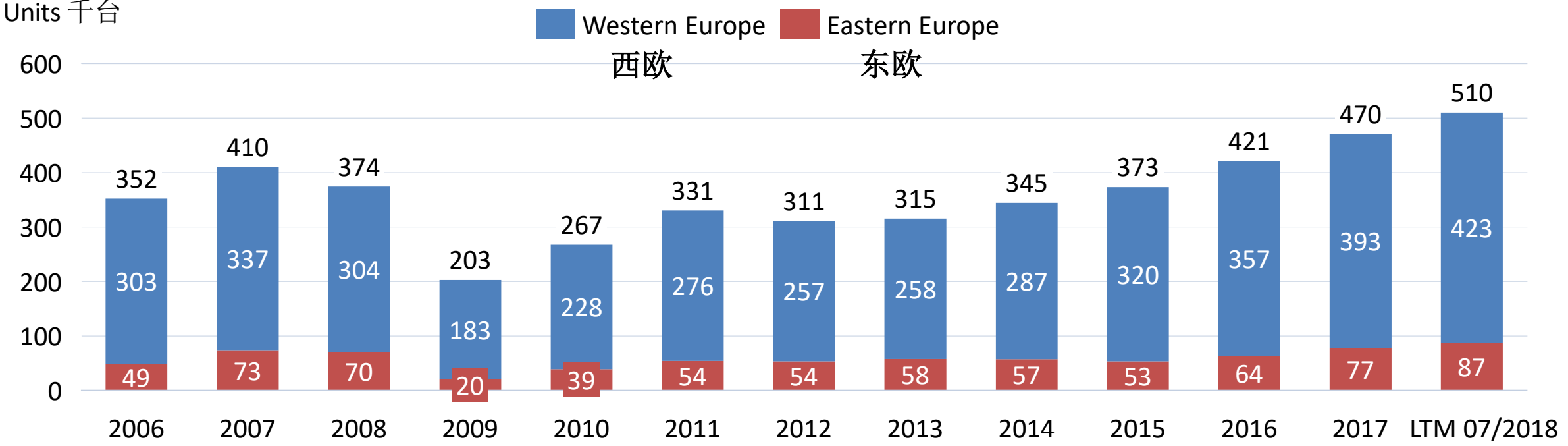


Historic Order Development 订单变化历史

Source: WITS / as of July 2018
来源: WITS 2018年7月

Source: WITS
来源

Tsd. Units 千台



2018年7月

Note: LTM= Last twelve months
LTM = 过去的12个月



European
materials
handling
federation



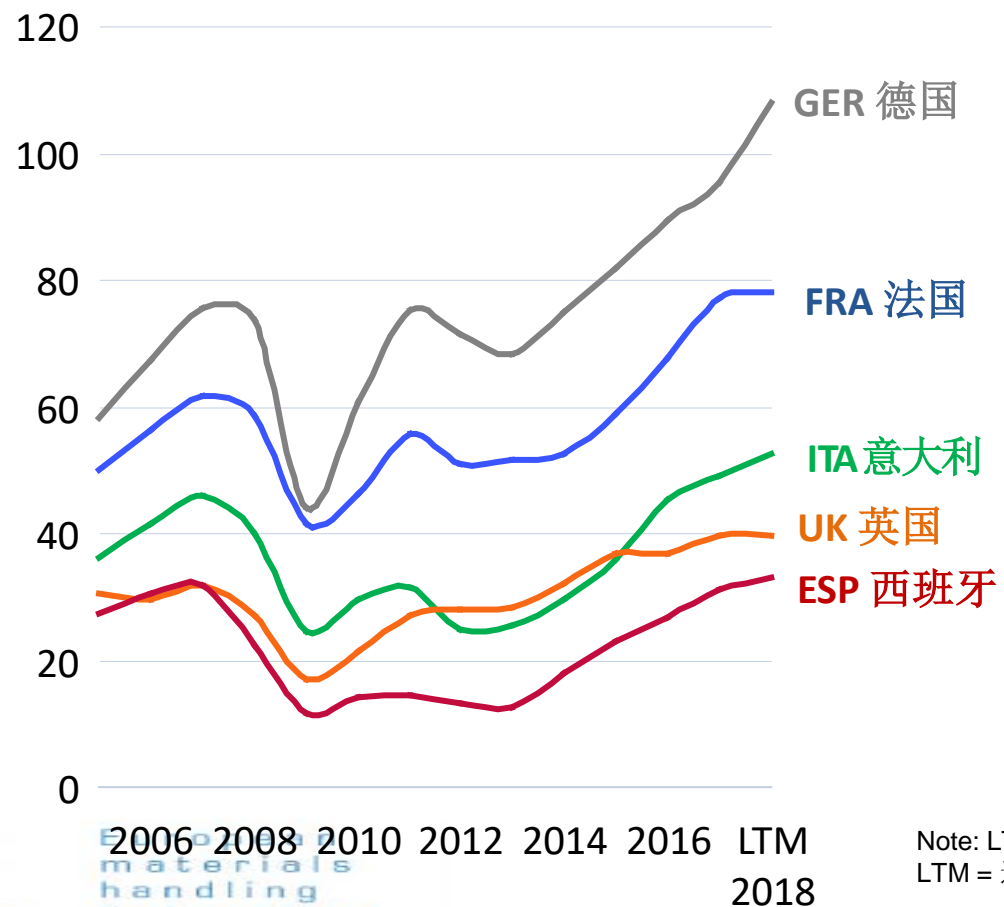


Source: WITS / as of July 2018
来源: WITS 2018年7月

Europe Country Trends 分国家趋势变化

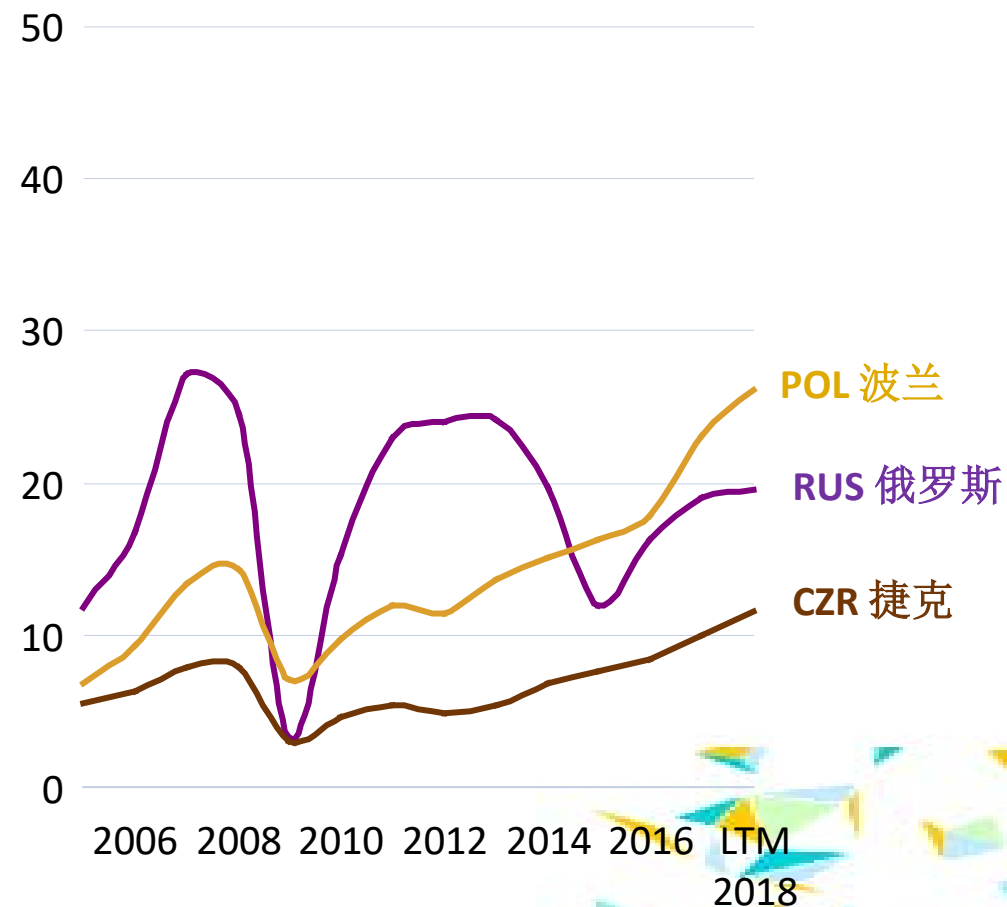
thousand units 千台

Western Europe 西欧



thousand units 千台

Eastern Europe 东欧



Note: LTM= Last twelve months
LTM = 过去的12个月



Federation of European
materials
handling
federation
2006 2008 2010 2012 2014 2016 LTM
2018



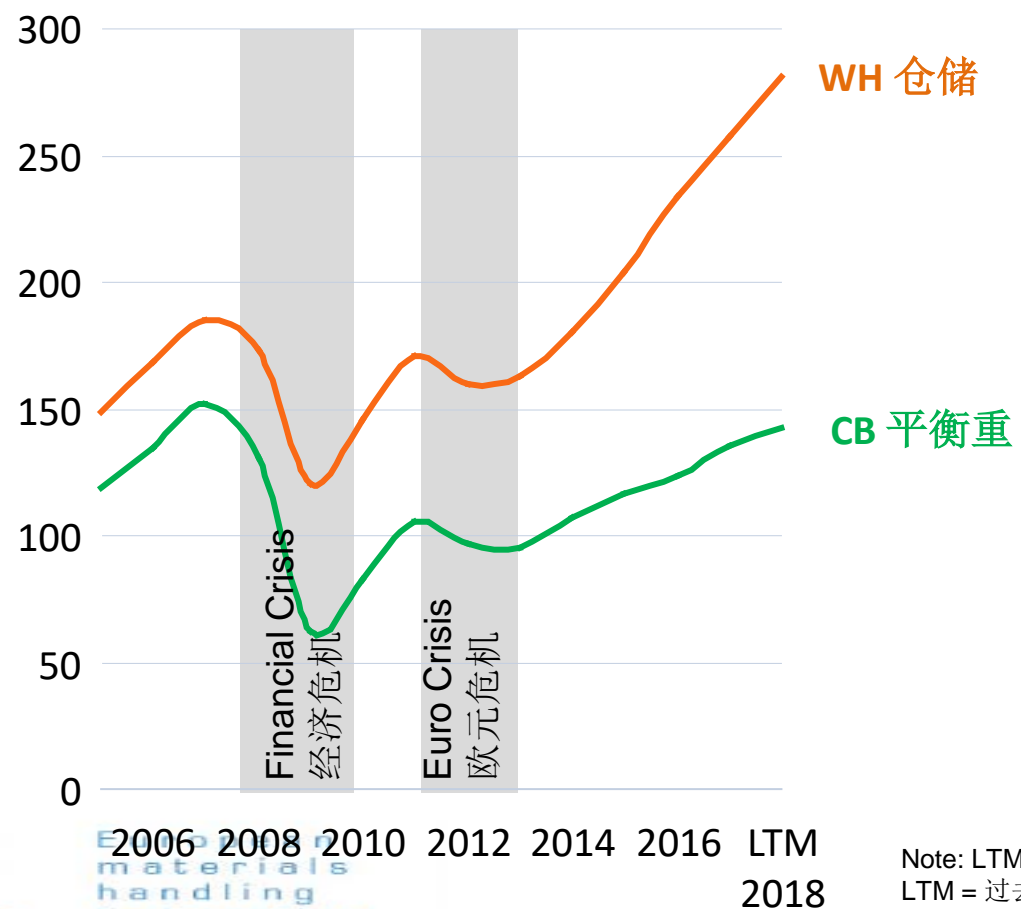


Source: WITS / as of July 2018
来源: WITS 2018年7月

CB vs. WH development 平衡重及仓储车的变化

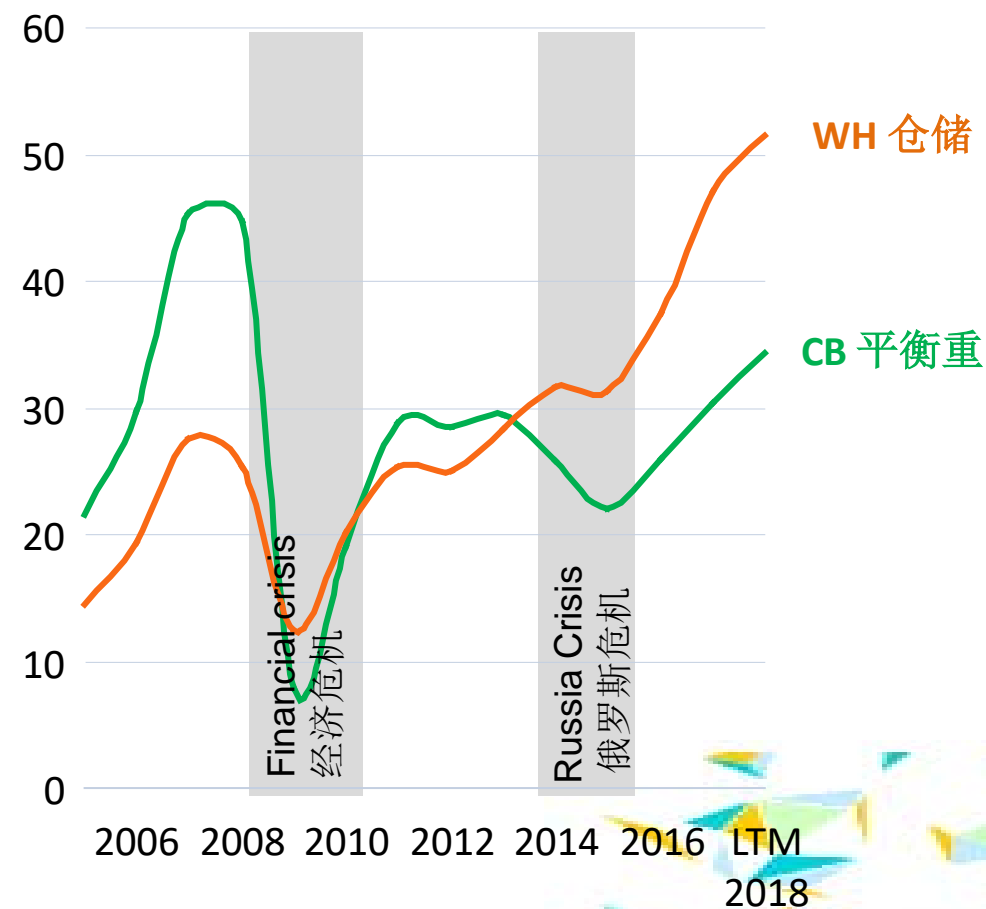
thousand units 千台

Western Europe 西欧



thousand units 千台

Eastern Europe 东欧



Note: LTM= Last twelve months
LTM = 过去的12个月



FEM
materials
handling
federation



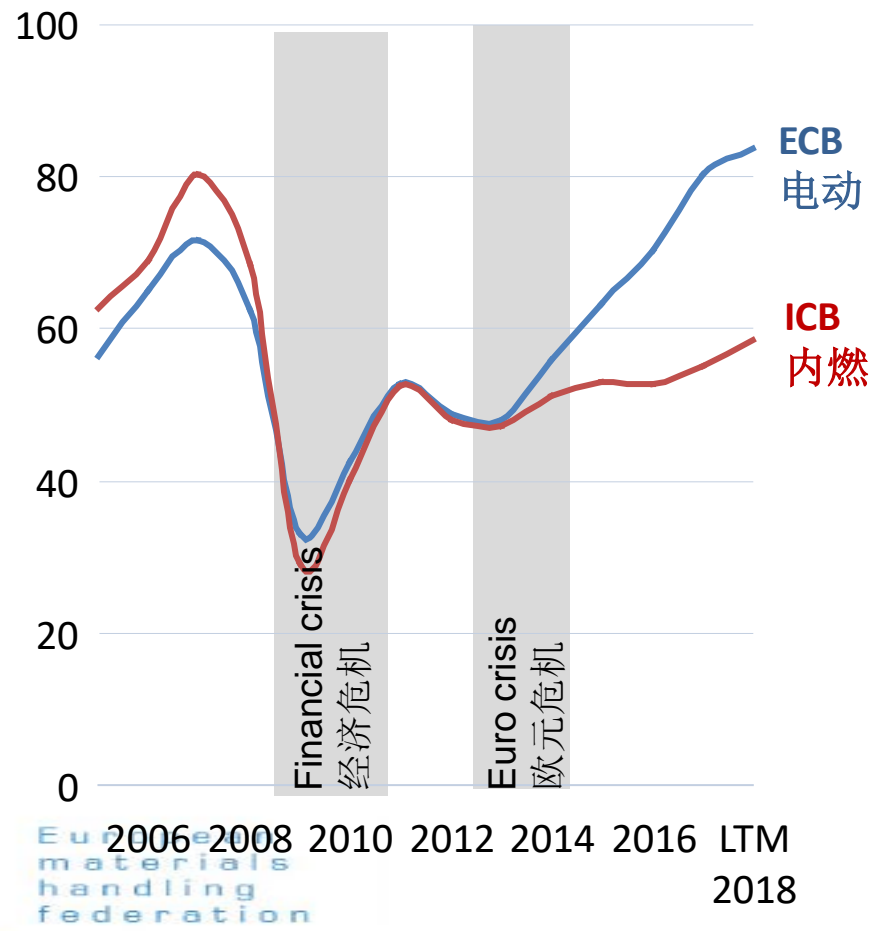


CB-Electric vs. IC development

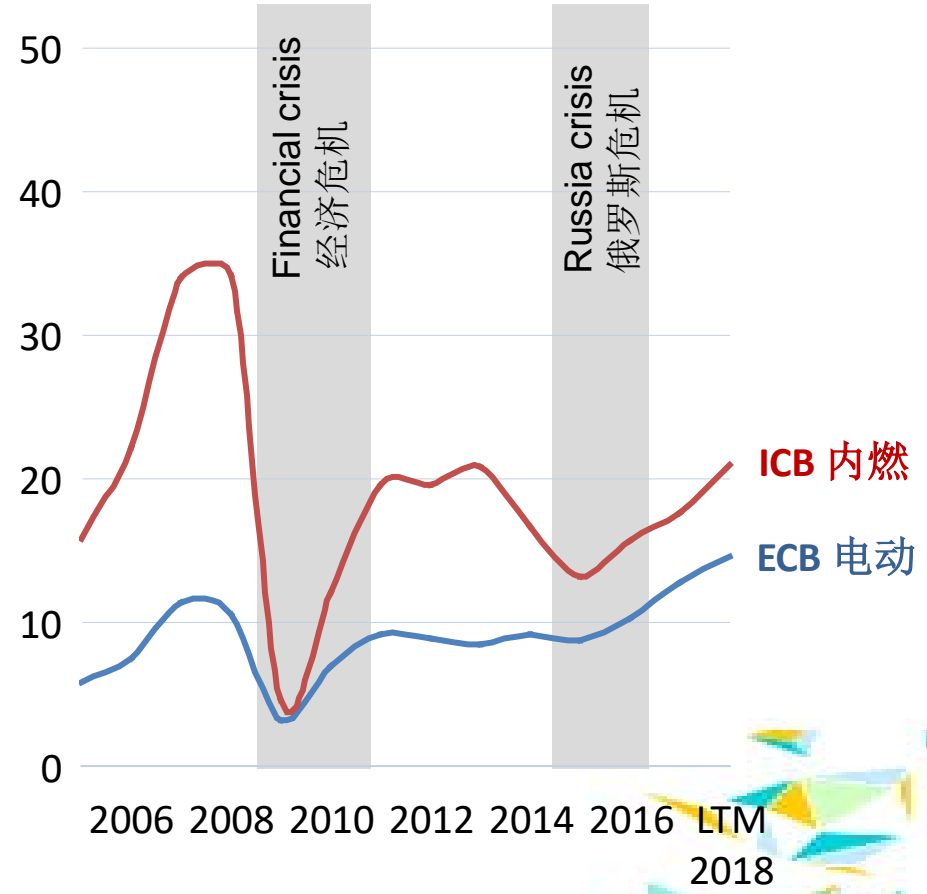
电动平衡重及内燃平衡重叉车的变化

Source: WITS / as of July 2018
来源: WITS 2018年7月

thousand units 千台



thousand units 千台



Note: LTM= Last twelve months
LTM = 过去的12个月



European materials handling federation
2006 2008 2010 2012 2014 2016 LTM 2018



Outlook (EU-Summer 2018 forecast)

未来预测 (欧盟-2018年度夏季预测)

Source: EU Commission

来源: 欧盟

	Real GDP 实际GDP				Inflation 通货膨胀				Unemployment Rate 失业率				Budget Balance 预算平衡			
	2016	2017	2018	2019	2016	2017	2018	2019	2016	2017	2018	2019	2016	2017	2018	2019
Germany 德国	1,9	2,2	1,9	1,9	0,4	1,7	1,7	1,8	4,1	4,1	4,1	n/a	0,6	0,4	0,4	n/a
Spain 西班牙	3,2	3,1	2,8	2,4	-0,3	2,0	1,8	1,6	19,6	17,7	16	n/a	-4,7	-3,5	-2,9	n/a
France 法国	1,2	2,2	1,7	1,7	0,3	1,2	1,9	1,5	10	9,9	9,6	n/a	-3,3	-2,9	-3,1	n/a
Italy 意大利	0,9	1,5	1,3	1,1	-0,1	1,3	1,4	1,6	11,7	11,6	11,4	n/a	-2,3	-2,4	-2,6	n/a
Euro 欧元	1,8	2,4	2,3	2,0	0,2	1,5	1,7	1,7	10	9,1	8,4	7,9	-1,7	-1,4	-0,7	-0,6
United Kingdom 英国	1,8	1,7	1,3	1,2	0,7	2,7	2,6	2,0	4,9	5,2	5,6	n/a	-3,4	-2,8	-2,5	n/a
EU 欧盟	1,9	2,4	2,3	2,0	0,3	1,7	1,9	1,8	8,5	7,6	7,1	6,7	-1,9	-1,7	-0,8	-0,8





European
materials
handling
federation





Closing remarks 结束语

THANK YOU
谢谢



European
materials
handling
federation

